

Q1 - What do you use to click?

- A. Ram
- B. CPU
- C. Keyboard
- D. Mouse**

Q2 - What do you use to type?

- A. Mouse
- B. Keyboard**
- C. ROM
- D. CPU

Q3 -The part of a computer that allows the user to view information on a screen.

- A. Mouse
- B. RAM
- C. Motherboard
- D. Monitor**

Q4 - Another name for all the parts of a computer.

- A. Process
- B. Hardware**
- C. Monitor
- D. Software

Q5 - This device will allow the user to move the pointer on the screen.

- A. Mouse**
- B. Speaker
- C. Icon
- D. Output

Q6 - A _____ is a pointing device used to move a pointer on the screen and to make selections.

- A. Keyboard






B. Processor

C. Mouse

D. Monitor

Q7 - Write the correct name in front of the correct picture

Monitor	Keyboard	Webcam
Mouse	Printer	Flash drive

	monitor
	mouse
	keyboard
	printer
	Flash drive

Q8 - What is the name of the TV looking device which allows you to see images?

- A. Keyboard
- B. System Unit
- C. Printer
- D. Monitor

Q9 - I can point and click with this device.

- A. Monitor
- B. Camera
- C. Laptop
- D. Mouse

Q10- Choose the correct name for each part of the computer.



A. Monitor

B. Keyboard

C. CPU

D Printer

Q.11- Choose the correct name for each part of the computer.



A Monitor

B. Keyboard

C CPU

D. Mouse

Q12- Choose the correct name for each part of the computer.



A. Monitor

B. Keyboard

C. CPU

D. Printer


Q13- Choose the right way to set in front of computer?



Q13- Is that safe? Write yes or no in the top of every picture

No

No



Yes



No

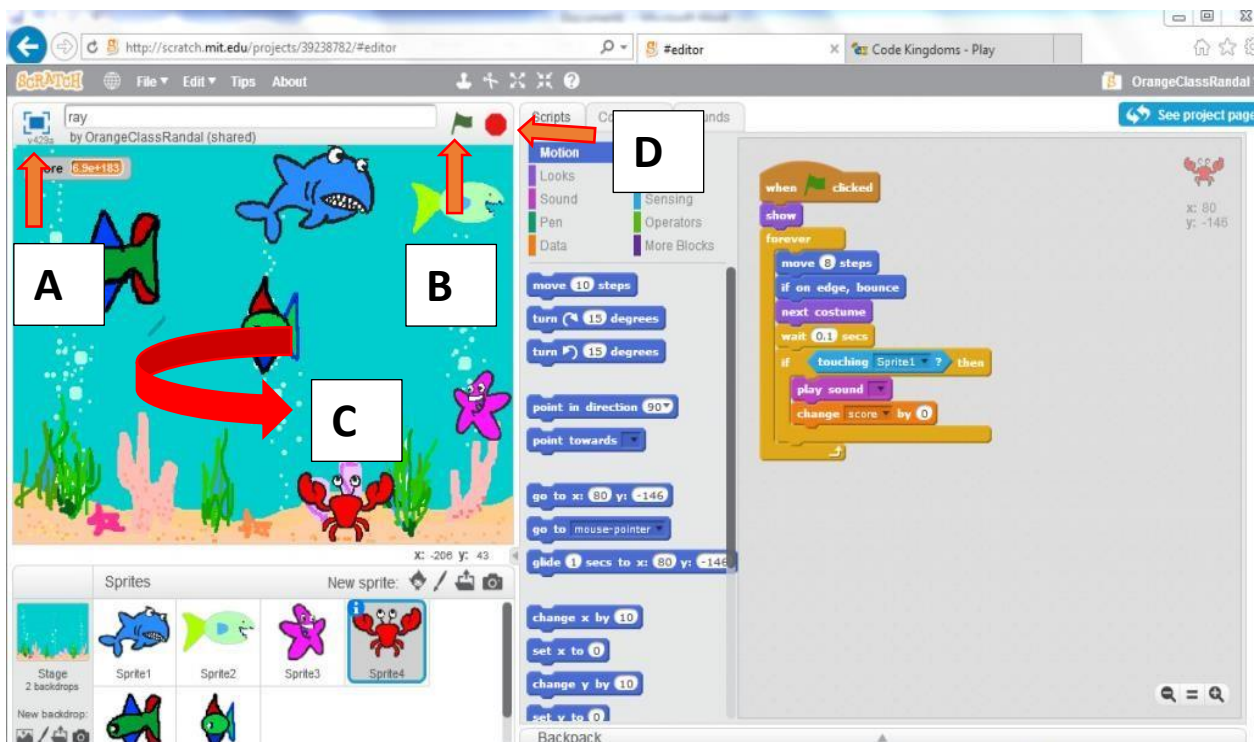


Q14 – The Microsoft paint program isto draw picture

- A. software
- B. games
- C. tools
- D. hardware

Q15- Match the correct sentence to the correct place in the picture

- A- click here to make the stage bigger
- B- click here to start the software
- C- this is stage area
- D- click here to stop the program



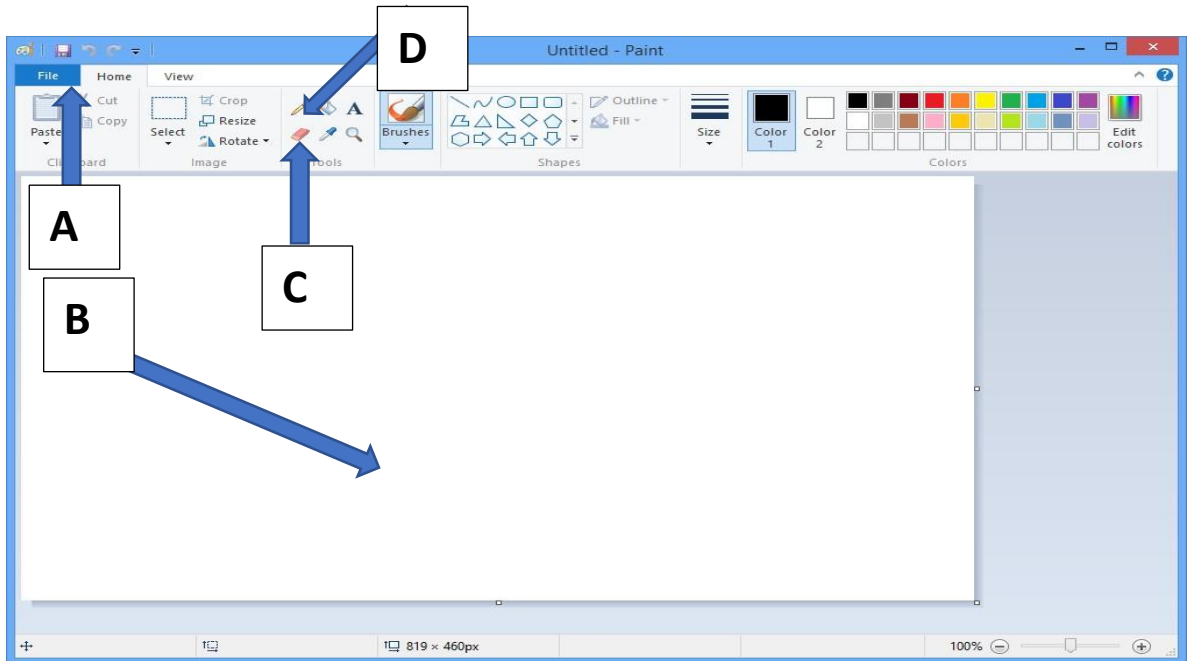
Q16- Match the correct word to the correct place in the picture

A- The menu

B- Canvas

C- Eraser

D- Pencil



Q17- match the words to the correct picture

A. choose color

B. To fill with color

C. choose how thick the outline of the shape

D. Choose a shape



Q18 To add a text to your picture click

A. Txt box tool

B. file

C. Eraser

D. line



Q19- To make your picture bigger click

A. shapes

B. Magnifier tool

D. click text tool

E. click font



Q20- To save your picture you click file then

A. new

B. open

C. save as

D. close

